


Introductory sub-table (I)(a)

Name of the Company: SBEC SYSTEMS (INDIA) LIMITED			
Scrip Code, Name of the scrip, class of security: 517360 , Equity Shares , Equity			
Quarter ended: 30.06.2015			
Partly paid-up shares:-	No. of partly paid-up shares	As a % of total no. of partly paid-up shares	As a % of total no. of shares of the company
Held by promoter/promoter group	0	0	0
Held by public	0	0	0
Total	0	0	0
Outstanding convertible securities:-	No. of outstanding securities	As a % of total no. of outstanding convertible securities	As a % of total no. of shares of the company, assuming full conversion of the convertible securities
Held by promoter/promoter group	0	0	0
Held by public	0	0	0
Total	0	0	0
Warrants:-	No. of warrants	As a % of total no. of warrants	As a % of total no. of shares of the company, assuming full conversion of warrants
Held by promoter/promoter group	0	0	0
Held by public	0	0	0
Total	0	0	0
Total paid-up capital of the company, assuming full conversion of warrants and convertible securities	10000000		100

for SBEC SYSTEMS (INDIA) LIMITED



Statement Showing Shareholding Pattern as on 30.06.2015

Category Code	Category of Shareholder	Number of Shareholders	Total number of shares	Table II(a)		Total shareholding as a percentage of total number of shares		Shares Pledged or otherwise encumbered	
				Number of shares held in dematerialized form	As a percentage of (A+B)	As a percentage of (A+B+C)	Number of shares	As a percentage	
									(V)
(I)	(II)	(III)	(IV)	(V)	(VI)	(VII)	(VIII)	(IX)	
(A)	Shareholding of Promoter and Promoter Group								
1	Indian								
(a)	Individuals/ Hindu Undivided Family	2	2079760	0	20.80	20.80	0	0.00	
(b)	Central Government/State Government(s)	0	0	0	0.00	0.00	0	0.00	
(c)	Bodies Corporate	3	980000	0	9.80	9.80	0	0.00	
(d)	Financial Institutions/ Banks	0	0	0	0.00	0.00	0	0.00	
(e)	Any Others(Specify)	0	0	0	0.00	0.00	0	0.00	
(e-i)		0	0	0	0.00	0.00	0	0.00	
(e-ii)		0	0	0	0.00	0.00	0	0.00	
	Sub Total(A)(1)	5	3059760	0	30.60	30.60	0	0.00	
2	Foreign								
a	Individuals (Non-Residents Individuals/Foreign Individuals)	0	0	0	0.00	0.00	0	0.00	
b	Bodies Corporate	1	2040000	0	20.40	20.40	0	0.00	
c	Institutions	0	0	0	0.00	0.00	0	0.00	
d	Qualified Foreign Investor	0	0	0	0.00	0.00	0	0.00	
e	Any Others(Specify)	0	0	0	0.00	0.00	0	0.00	
e-i		0	0	0	0.00	0.00	0	0.00	
e-ii		0	0	0	0.00	0.00	0	0.00	
	Sub Total(A)(2)	1	2040000	0		20.40	0	0.00	
	Total Shareholding of Promoter and Promoter Group (A)= (A)(1)+(A)(2)	6	5099760	0	51.00	51.00	0	0.00	
(B)	Public shareholding								
1	Institutions								
(a)	Mutual Funds/ UTI	0	0	0	0.00	0.00	0	0.00	
(b)	Financial Institutions / Banks	0	0	0	0.00	0.00	0	0.00	
(c)	Central Government/ State Government(s)	0	0	0	0.00	0.00	0	0.00	
(d)	Venture Capital Funds	0	0	0	0.00	0.00	0	0.00	
(e)	Insurance Companies	0	0	0	0.00	0.00	0	0.00	
(f)	Foreign Institutional Investors	0	0	0	0.00	0.00	0	0.00	
(g)	Foreign Venture Capital Investors	0	0	0	0.00	0.00	0	0.00	
(h)	Qualified Foreign Investor	0	0	0	0.00	0.00	0	0.00	
(i)	Any Other (specify)	0	0	0	0.00	0.00	0	0.00	
(i-i)		0	0	0	0.00	0.00	0	0.00	
(i-ii)		0	0	0	0.00	0.00	0	0.00	
	Sub-Total (B)(1)	0	0	0	0.00	0.00	0	0.00	
B 2	Non-institutions								
(a)	Bodies Corporate	65	302057	0	3.02	3.02	0	0.00	
(b)	Individuals								
I	Individuals -i. Individual shareholders holding nominal share capital up to Rs 1 lakh	19827	4385516	0	43.86	43.86	0	0.00	
II	ii. Individual shareholders holding nominal share capital in excess of Rs. 1 lakh.	5	210361	0	2.10	2.10	0	0.00	
(c)	Qualified Foreign Investor	0	0	0	0.00	0.00	0	0.00	
(d)	Any Other (specify)	2	2306	0	0.02	0.02	0	0.00	
(d-i)	HUF	0	0	0	0.00	0.00	0	0.00	
(d-ii)		0	0	0	0.00	0.00	0	0.00	
	Sub-Total (B)(2)	19899	4900240	0	49.00	49.00	0	0.00	
(B)	Total Public Shareholding (B)= (B)(1)+(B)(2)	19899	4900240	0	49.00	49.00	0	0.00	
	TOTAL (A)+(B)	19905	10000000	0	100.00	100.00	0	0.00	
(C)	Shares held by Custodians and against which Depository Receipts have been issued								
1	Promoter and Promoter Group	0	0	0	0	0.00	0	0.00	
2	Public	0	0	0	0	0.00	0	0.00	
	Sub-Total (C)	0	0	0			0	0.00	
	GRAND TOTAL (A)+(B)+(C)	19905	10000000	0		100.00	0	0.00	


For SBEC Systems (India) Limited

Director

(D)(b) Statement showing holding of securities (including shares, warrants, convertible securities) of persons belonging to the category "Promoter and Promoter Group"


Sr. No	Name of the shareholder	Details of Shares held		Encumbered shares (*)		Details of warrants		Details of convertible securities		Total shares (including underlying shares)	
		Number of shares held	As a % of total (A)+(B)+(C)	No.	As a percentage (VI)=(V)/(III)*100	As a % of grand total (A)+(B)+(C) of sub-clause (I)(a)	Number of warrants held	As a % total number of warrants of the same class	Number of convertible securities held		As a % total number of convertible securities of the same class
(I)	(II)	(III)	(IV)	(V)	(VI)=(V)/(III)*100	(VII)	(VIII)	(IX)	(X)	(XI)	(XII)
1	SBEC Systems Limited (U.K.)	2040000	20.40	0	0.00	0.00	0	0	0	0	0
2	Longwell Investments Pvt. Ltd.	550000	5.50	0	0.00	0.00	0	0	0	0	0
3	Abhikum Leasing & Investments Pvt. Ltd.	220000	2.20	0	0.00	0.00	0	0	0	0	0
4	Kumabhi Investments Pvt. Ltd.	210000	2.10	0	0.00	0.00	0	0	0	0	0
5	Mr. U.K.Modi	2079560	20.80	0	0.00	0.00	0	0	0	0	0
6	Ms. Meghna Modi	200	0.00	0	0.00	0.00	0	0	0	0	0
TOTAL		5099760	51.00	0	0.00	0.00	0	0	0	0	0

(*) The term "encumbrance" has the same meaning as assigned to it in regulation 28(3) of the SAST Regulations, 2011

For SBEC Systems (India) Limited

 Director

(D)(c)(i) Statement showing holding of securities (including shares, warrants, convertible securities) of persons belonging to the category "Public" and holding more than 1% of the total number of shares

Sr. No.	Name of the shareholder	Number of shares held	Shares as a percentage of total number of shares {i.e., Grand Total (A)+(B)+(C) indicated in Statement at para (D)(a) above}	Details of warrants		Details of convertible securities		Total shares (including underlying shares assuming full conversion of warrants and convertible securities) as a % of diluted share capital
				Number of warrants held	As a % total number of warrants of the same class	Number of convertible securities held	% w.r.t total number of convertible securities of the same class	
1	BHARAT JAMNADAS DATTANI	109700	1.10	0	0	0	0	0
	TOTAL	109700	1.10	0	0	0	0	0

For SBEC Systems (India) Ltd

 Director

(1)(c)(ii) Statement showing holding of securities (including shares, warrants, convertible securities) of persons (together with PAC) belonging to the category "Public" and holding more than 5% of the total number of shares of the company

Sr. No.	Name(s) of the shareholder(s) and the Persons Acting in Concert (PAC) with them	Number of shares	Shares as a percentage of total number of shares {i.e., Grand Total (A)+(B)+(C) indicated in Statement at para (1)(a) above}	Details of warrants		Details of convertible securities		Total shares (including underlying shares assuming full conversion of warrants and convertible securities) as a % of diluted share capital
				Number of warrants	As a % total number of warrants of the same class	Number of convertible securities held	% w.r.t total number of convertible securities of the same class	
1		0	0	0	0	0	0	
2		0	0	0	0	0	0	
TOTAL		0	0	0	0	0	0	0

For SBEC Systems (India) Limited



Director

(D)(d) Statement showing details of locked-in shares

Sr. No.	Name of the shareholder	Number of locked-in shares	Locked-in shares as a percentage of total number of shares {i.e., Grand Total (A)+(B)+(C) indicated in Statement at para (D)(a) above}
1			0.00
2			0.00
3		NIL	
4			0.00
5			0.00
TOTAL		0	0.00

For SBEC Systems (India) Limited




Director

(II)(a) Statement showing details of Depository Receipts (DRs)

Sr. No.	p	Number of outstanding DRs	Number of shares underlying outstanding DRs	Shares underlying outstanding DRs as a percentage of total number of shares {i.e., Grand Total (A)+(B)+(C) indicated in Statement at para (I)(a) above}
1				0.00
2		NIL		0.00
3				0.00
TOTAL		0	0	0.00

For SBEC Systems (India) Ltd.




Director

(II)(b) Statement showing holding of Depository Receipts (DRs), where underlying shares held by "promoter/promoter group" are in excess of 1% of the total number of shares

Sr. No.	Name of the DR Holder	Type of outstanding DR (ADRs, GDRs, SDRs, etc.)	Number of shares underlying outstanding DRs	Shares underlying outstanding DRs as a percentage of total number of shares (i.e., Grand Total (A)+(B)+(C) indicated in Statement at para (I)(a) above}
1				0
2	-----N.A.-----			0
3				0
TOTAL			0	0

For SBEC Systems (India) Limited


Director